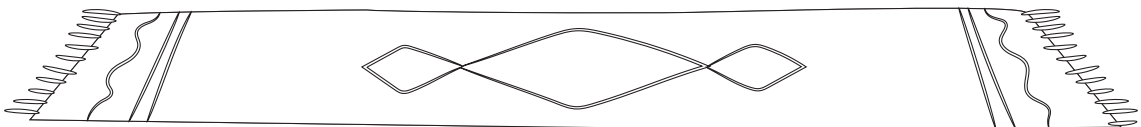






london  
transport  
museum

# Seasons greetings



## Follow these instructions to make your card stand-out!

1. Lay the paper fireplace-side down on a flat surface..
2. Fold the paper in half along the thick line.
3. With the paper folded, cut along the dotted lines.
4. Push the cut tab inwards.
5. When you open up the page, the cut tab should pop up.
6. Fold the paper in half again with the cut tab popped out to create top and bottom folds.
7. Colour in and decorate the page however you would like.
8. Stick the page into the centre of a piece of folded card and give it to someone special!

