



These gallery investigation sheets have been designed to encourage independent, open-ended learning, to cater for different learning styles and to offer flexibility to teachers.

1. Students focus on a vehicle and draw, describe or photograph a detail of that vehicle.
2. They can explain why they have chosen a detail, or what they think are the positive features of the vehicle.
3. More able students can consider the significance of this vehicle or type of vehicle to London.
4. Students explore the rest of this gallery and draw, describe or photograph other objects which they like (these can be physical objects, pictures, sounds, digital objects etc.)
5. Students are asked to record one thing they have learned from their chosen objects. (More able students can be encouraged to link this information to the vehicle in order to develop their understanding of the vehicles' contexts.)
6. Students are encouraged to summarise what they have learned in this gallery and to record questions they would ask to learn more about this vehicle and/or the theme of this gallery.

london transport museum

### Gallery investigation sheet

TF-type Leyland single deck motor coach, 1939  
Located on the ground floor



A detail of this vehicle...  
(Draw or describe your favourite part of the vehicle here)

I like this vehicle because...

I think this vehicle is special to London because...

 [www.ltmuseum.co.uk/learning](http://www.ltmuseum.co.uk/learning)

My other favourite things in this part of the Museum are...  
(Draw or describe them here)

- Picture
- Model
- Other object

By looking at these objects I found out that...

In this part of the Museum I also found out...

I thought of these questions...



 [www.ltmuseum.co.uk/learning](http://www.ltmuseum.co.uk/learning)


These resources are on trial and the learning team would welcome your feedback. Please email the learning team via the museum website:  
Contact us/ Learning/ School and children's group visits  
(<http://www.ltmuseum.co.uk/tfl/contact/default.aspx?contact=learning>).



## Blank investigation sheet

These can be used to investigate any vehicle in a gallery of your choice during self-guided museum visits.

They can be used as follow-up activities to record students' learning. Images from [www.ltmuseum.co.uk](http://www.ltmuseum.co.uk) can be used to customise these sheets.

 **Gallery investigation sheet**

Gallery name: \_\_\_\_\_


This gallery tells people about...

My favourite vehicle in this gallery is...  
(Draw or describe your favourite vehicle here)

A detail of this vehicle...  
(Draw or describe your favourite part of the vehicle here)

I like this vehicle because...

I think this vehicle is special to London because...

 [www.ltmuseum.co.uk/learning](http://www.ltmuseum.co.uk/learning)


My other favourite things in this part of the Museum are...  
(Draw or describe them here)

- Picture
- Model
- Other object

By looking at these objects I found out that...

In this part of the Museum I also found out...

I thought of these questions...


 [www.ltmuseum.co.uk/learning](http://www.ltmuseum.co.uk/learning)

## Vehicle specific sheets

These include a picture of selected vehicles to investigate in specific galleries.

Vehicles currently available:

- ◆ TF-type Leyland single deck motor coach, 1939
- ◆ London Underground 1938-tube stock driving motor car No. 11182, 1938
- ◆ City & South London Railway "Padded Cell" coach No 30, 1890
- ◆ West Ham Corporation Tramways double deck electric tram No 102, 1910
- ◆ Metropolitan Railway A class 4-4-0T steam locomotive No. 23, 1866
- ◆ Thomas Tilling "Knifeboard" type horse bus, circa 1875
- ◆ London Tramways Company horse tram 1882

 **Gallery investigation sheet** 


TF-type Leyland single deck motor coach, 1939  
Located on the ground floor



A detail of this vehicle...  
(Draw or describe your favourite part of the vehicle here)

I like this vehicle because...

I think this vehicle is special to London because...

 [www.ltmuseum.co.uk/learning](http://www.ltmuseum.co.uk/learning)

My other favourite things in this part of the Museum are...  
(Draw or describe them here)

- Picture
- Model
- Other object

By looking at these objects I found out that...

In this part of the Museum I also found out...

I thought of these questions...

  [www.ltmuseum.co.uk/learning](http://www.ltmuseum.co.uk/learning)

