

# Make it up!

## Make a mini West Ham tram

If you know someone with wrinkles they may remember the days when electric trams ran on rails through the streets of London. Trams were tricky to turn round, so they were designed to be driven from either end.



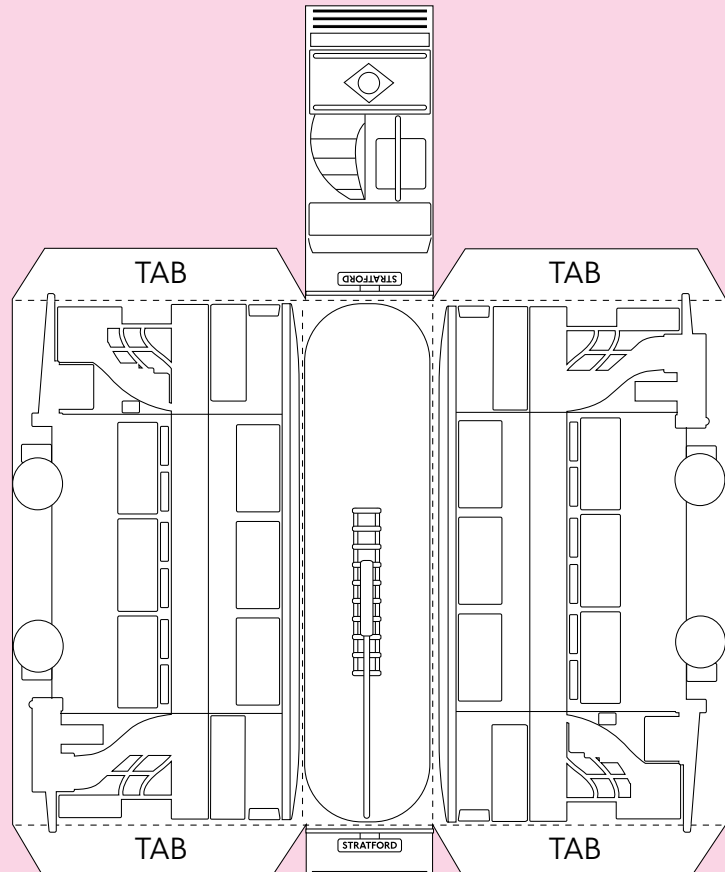
9

### The answers... No peeking!

- Which wheel is which?** Bus 1 (Wheel B) Bus 2 (Wheel C) Bus 3 (Wheel A)
- Spot the difference**
- The number plate says 'Hello'. The first number plate in the UK was 'A1' and was issued over 100 years ago.
  - The destination blind says 'Jupiter'. There are more than 8,000 buses in London, but as yet none go into space!
  - The front wheel is a Jammy Biscuit. Nice as biscuits are, they make terrible bus wheels.
  - The driver is an octopus. A sea creature driving a bus would be a first for Transport for London!
  - The radiator grill on the front of the bus is dirty. By 2012 all new buses will be greener and cleaner.

## When you get home

- COLOUR** in the tram
- CUT** along the solid line round the shape
- FOLD** along the dotted lines
- GLUE** the sides together using the tabs



West Ham tram, 1910  
It weighs 3,210 kg, the same as two elephants!

# Spot the 5 differences

11

Look at the big, red Routemaster. Can you spot 5 differences between this picture and the real vehicle?

The answers are written upside down in small writing opposite.

No peeking until you've had a go!



- 
- 
- 
- 
- 

# Going Underground

## Can you hear that noise?



Oh no, I think it's an air raid siren! In the Second World War thousands of Londoners sheltered all night at Underground stations to escape the bombing. Quick... if you hurry you might get a bunk bed to sleep on!

## The tea lady has food for shelterers.

### How much is it?

Fill in the squares below. The answers can be found close by.



8



# Track it down!



Have fun tracking down your favourite buses, trains and trams...



# The fun starts here...

Don't forget you will need a pencil to fill in the answers. Look for the green numbered Wayfinders to follow the trail.

Go up the ramp and take the lift to **Level 2**.



## Faking it!

Did you know some objects in the Museum are 'fake'? Museums sometimes display copies or replicas if the real things are too fragile, or if the originals don't exist any more.

See if you can spot the following three objects near Wayfinders 2 and 3. Give each of them a 'Reality rating' by circling a number based on how real they look.

**2**

### Shillibeer Omnibus

This vehicle was London's first bus. This life-size replica was made in 1929.




## Level 2: Wayfinders 2 and 3

### Horse poo


Yuck – horse poo! In Victorian times horses that pulled London's buses produced 1000 tonnes of poo a day!

**3**



### Stephenson horse tram passenger

Before this tram on rails was invented, only rich people could afford to use public transport. Stephenson's horse tram could carry lots of passengers, making it cheaper to travel.



## Level 1: Wayfinder 4

### A very brief encounter



For this part of the trail you will need your acting skills. You will also need the help of one of the people you came with today. You are going to act out a play which takes place inside the train. Climb on board the open carriage and get comfy.

One of you should read the script below while the other will use the things they see on the train to make up answers. Your answers can be serious or a little bit silly.

#### START HERE

Hello there, how are you?

Now wait for your partner's reply...

Where are you going?

Now wait for your partner's reply...

Oh, that sounds interesting. Why are you going there?

Now wait for your partner's reply...

How marvellous! These seats are very comfy aren't they?

Now wait for your partner's reply...

I seem to have forgotten my spectacles, can you tell me what that advert says?

Now wait for your partner's reply...

Wow, that sounds really interesting.

Oh, I think you just missed your stop!

#### THE END

Now swap over or make up your own play without a script.

**4**

Don't forget to visit the children's gallery on the other side of the bridge.

## Ground floor: Wayfinder 9

# Which wheel is which?

**9**

**1**



**2**



**3**



— Draw a line to match the wheels to the correct bus or taxi.

○ Draw a circle around the wheel you think looks the oldest.

□ Draw a square around the wheel you think looks the newest. (Answers are on the back).

Look at the green 'Vehicle information points' for clues.

What are the differences between the oldest and the newest wheels?



**A**



**B**



**C**



Now go down to **Level 1** →

Now go down to **Ground floor** →

Now go and find the West Ham tram near: **Wayfinder 9** →